


KING COUNTY WATER DISTRICT NO. 125

Water Quality Report
May 2018
System # 41998T



3460 South 148th Street, Suite 110
Tukwila, Washington 98168-4398
Telephone: (206) 242-9547
Fax: (206) 248-1744
www.waterdistrict125.com

THIS REPORT PROVIDES IMPORTANT INFORMATION REGARDING YOUR DRINKING WATER.



King County Water District No. 125, your water service provider, distributes this report to all of its customers in accordance with the requirements of the Federal Safe Drinking Water Act (SDWA). This report contains information to help you make well educated decisions about your drinking water, an important subject.

Water District No. 125 provides domestic water service to approximately 14,700 people through almost 3,500 connections. The District's customers live within Tukwila, SeaTac, Burien and unincorporated King County.

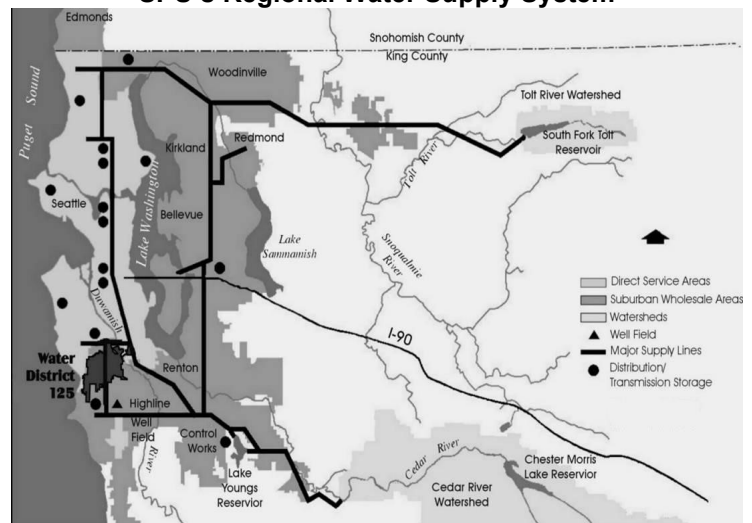
As a public water system, the District operates under the authority of Title 57 of the Revised Code of Washington. The District is subject to Federal, State, and local regulations, and is governed by an elected three-member Board of Commissioners which is responsible for overseeing District operations. The District is committed to providing you with the highest quality drinking water and customer service. If you have any questions regarding the information in this report or your water service, please call the District office at (206) 242-9547.

WATER SUPPLY

Water District No. 125 purchases its entire drinking water supply from Seattle Public Utilities (SPU). SPU owns and operates the regional water system and provides water to approximately 1.3 million people in the Seattle metropolitan area. SPU maintains two pristine watersheds: the 90,495-acre Cedar River Watershed, and the 13,390-acre Tolt River Watershed. During the high summer demand season, SPU sometimes supplements its supply with water from wells, including the Highline, Riverton and Boulevard Park Wellfields. Your water, however, typically comes from the Cedar River supply and travels from the watershed through major distribution mains owned and maintained by SPU. The local distribution system that delivers water to you is owned and maintained by Water District No. 125.

SPU protects the quality of your drinking water by enforcing aggressive watershed and wellhead protection plans. Agricultural, industrial, and recreational land uses within the watersheds are restricted in order to protect the source water from potential contaminants. Access to the watershed areas is limited to authorized staff and scheduled educational programs conducted by SPU staff.

SPU's Regional Water Supply System



KEEPING YOUR WATER SAFE

In order to ensure that tap water is safe to drink, the Department of Health and EPA prescribe regulations that limit the amount of certain contaminants in water provided by public water systems. The Food and Drug Administration (FDA) and the Washington Department of Agriculture regulations establish limits for contaminants in bottled water that must provide the same protection for public health.

SPU has completed treatment improvements that should further reduce the corrosiveness of the water to your plumbing materials. These improvements include an ozone treatment facility for the Cedar River supply. With these improvements, the water is expected to meet the anticipated future Action Levels.

The Washington State Department of Health (DOH) has determined that SPU's water sources have low vulnerability to contamination. SPU currently treats your drinking water by chlorine disinfection, fluoridation and pH adjustment.

GETTING INVOLVED

Conservation is good for salmon

May and June signal the start of summer and peak water use season. It's especially important to conserve water in summer and fall when stream flows are lowest. This will help protect precious freshwater habitat for salmon. Witness your work when salmon make their annual migration home to our local streams. Look for the Salmon SEEson campaign this fall for the latest on when and where the fish will be.

BOARD OF COMMISSIONERS

Listed below are the elected officials who represent King County Water District No. 125:

Jerry Thornton Sr., President of the Board
 John Thompson, Commissioner
 Renea Blanchette, Secretary

Rebates Are Available

**\$100.00 Single family residential customers:
 Premium 1.1 gpf toilets**

Multifamily & Businesses: Commercial toilets and urinals

Go to savingwater.org for more information.

Sector	WaterSense 1.28 gpf		Premium 1.1 gpf or less	
	Current (through March 31)	Beginning April 1	Current (through March 31)	Beginning April 1
Multifamily	\$75	No rebate	\$200	\$100
Commercial	\$75 per Tank Toilet	No rebate	\$150 per Tank Toilet	\$100 per Tank Toilet
	\$150 per Flush Valve Toilet	\$100 per Flush Valve Toilet	Not Applicable	
	\$150 per Urinal (0.5 gpf or less)	\$100 per Urinal (0.5 gpf or less)	Not Applicable	

WAYS YOU CAN CONSERVE WATER

- Fix leaky faucets right away.
- Check your toilet for leaks annually.
- Run the clothes washer and dishwasher with full loads.
- Keep showers to a reasonable time.
- Wash your vehicle at a commercial car wash.
- Minimize overspray of sprinklers onto paved surfaces.
- Use a broom to sweep outdoors instead of a hose.
- Mulch your garden beds to retain moisture longer.

LET US KNOW WHAT YOU THINK!
 Go to www.savingwater.org and take our survey and enter to win a free home water and energy saving kit

ADDITIONAL INFORMATION

If you would like additional information regarding this publication or other aspects of your drinking water system, the following resources are available for assistance:

King County Water District No. 125

(206) 242-9547
www.waterdistrict125.com

Washington State Department of Health
 (360) 236-3100

Washington State Department of Ecology
 (425) 649-7000

Washington State Office of Drinking Water
 (253) 395-6750

**Environmental protection Agency (EPA)
 Safe Drinking Water Hotline**
 (800) 426-4791

www.epa.gov/safewater/

Seattle Public Utilities – Customer Service
 (206) 684-3000

Seattle Public Utilities – Water Quality
 (206) 615-0827

City of SeaTac
 (206) 973-4800

City of Tukwila
 (206) 433-0179

City of Burien
 (206) 248-5521

WATER QUALITY

The sources of drinking water (both tap water and bottled water) include rivers, lakes, streams, ponds, reservoirs, springs and wells. As water travels over the surface of the land or through the ground, it dissolves naturally occurring minerals and in some cases, radioactive material, and can pick up substances resulting from the presence of animals or from human activity. Drinking water, including bottled water, may reasonably be expected to contain at least small amounts of some contaminants. The presence of contaminants does not necessarily indicate that water poses a health risk. More information about contaminants and potential health effects can be obtained by calling the EPA's Safe Drinking Water Hotline (800-426-4791).

Contaminants that may be present in the source water before it is treated include:

Microbial contaminants, such as viruses, parasites and bacteria, which may come from wastewater treatment plants, septic systems, agricultural livestock operations and wildlife.

Inorganic contaminants, such as salts and metals, which can be naturally-occurring or result from urban stormwater runoff, industrial or domestic wastewater discharges, oil and gas production, mining and farming.

Pesticides or herbicides, which may come from a variety of agricultural, urban stormwater runoff, or residential uses.

Radioactive contaminants, which can be naturally-occurring or be the result of oil and gas production and mining activities.

Organic chemical contaminants, including synthetic and volatile organic chemicals, which are by-products of industrial processes and petroleum production, and can also come from gas stations, urban stormwater runoff and septic systems.

Additional water quality results for unregulated contaminants are available upon request. Unregulated contaminants are those for which the EPA has not established drinking water standards. The purpose of unregulated contaminant monitoring is to assist the EPA in determining the occurrence of unregulated contaminants in drinking water and whether future regulations are warranted.

Detected Parameter	Units	EPA Allowable Limits		Cedar Supply		Tolt Supply		Typical Sources
		MCLG	MCL	Average	Range	Average	Range	
RAW WATER								
Total Organic Carbon	ppm	NA	TT	0.8	0.3 to 1.5	1.2	1.1 to 1.3	Naturally present in the environment
Cryptosporidium	#/100L	NA	NA	NA	NA	NA	NA	Naturally present in the environment
FINISHED WATER								
Turbidity	NTU	NA	TT	0.3	0.2 to 2.5	0.04	0.01 to 0.2	Soil Runoff
Fluoride	ppm	4.0	4.0	0.7	0.3 to 0.9	0.7	0.6 to 0.8	Water additive that promotes strong teeth
Barium	ppb	2000	2000	1.7	1.4 to 1.9	1.4	1.1 to 1.7	Erosion of natural deposits
Bromate	ppb	0	10	0.04	ND—1	0.25	ND to 2	By-product of disinfection
Chromium	ppb	100	100	.27	.25 to .33	0.2	ND to 0.24	Erosion of natural deposits
Arsenic	ppb	0	10	0.5	0.4 to 0.6	0.4	0.3 to 0.5	Erosion of natural deposits
Nitrate	ppm	10	10	0.02	One sample	0.09	One sample	Erosion of natural deposits
Total Coliform	%	0	5%	ND	ND			Naturally present in the environment
Chlorine	ppm	MRDLG=4	MRDLG=4	1.24	0.26 to 1.61			Water additive used to control microbes
Disinfection By-Products (Measured in King County Water District No. 125 Distribution System)								
Total Trihalomethanes (TTHM)	ppb	NA	80	40	17 to 41			By-products of drinking water chlorination
Haloacetic Acids(5)	Ppb	NA	60	37	22 to 49			

WATER QUALITY DEFINITIONS

Maximum Contaminant Level or MCL – The highest level of a contaminant that is allowed in drinking water. MCLs are set as close to the MCLGs as feasible using the best available treatment technology.

Maximum Contaminant Level Goal or MCLG – The level of a contaminant in drinking water below which there is no known or expected risk to health. MCLGs allow for a margin of safety.

Maximum Residual Disinfectant Level or MRDL – The highest level of a disinfectant allowed in drinking water. There is convincing evidence that addition of a disinfectant is necessary for control of microbial contaminants (e.g., chlorine, chloramines, chlorine dioxide).

Maximum Residual Disinfectant Level Goal or MRDLG – The level of a drinking water disinfectant below which there is no known or expected risk to health. MRDLGs do not reflect the benefits of the use of disinfectants to control microbial contaminants.

Treatment Technique or TT – A required process intended to reduce the level of a contaminant in drinking water.

Action Level – The concentration of a contaminant which, if exceeded, triggers treatment or other requirements that a water system must follow.

Nephelometric Turbidity Unit or NTU – Turbidity is a measure of how clear the water looks. The turbidity MCL that applied to the Cedar supply in 2007 was 0.6 NTU, and for the Tolt supply it was 0.05 NTU. 100% of the samples from the Tolt in 2007 were below 0.3 NTU.

NA – Not Applicable.

ND – Not Detected at or above minimum reporting level.


ppm (1 part per million) – For water samples, 1 part per million (ppm) = 1 mg/L = 1 milligram per liter.

ppb (1 part per billion) – For water samples, 1 part per billion (ppb) = 1 mg/L = 1 microgram per liter.

1 ppm = 1000 ppb

CDC—Centers for Disease Control

LEAD AND COPPER



The regional water supply does not contain lead or copper. If present, elevated levels of lead can cause serious health problems, especially for pregnant women and young children. Lead in drinking water is primarily from materials and components associated with service lines and home plumbing. Water District #125 is responsible for providing high quality drinking water, but cannot control the variety of materials used in plumbing components. When your water has been sitting for several hours, you can minimize the potential for lead exposure by flushing your tap for 30 seconds to 2 minutes before using water for drinking or cooking. If you are concerned about lead in your water, you may wish to have your water tested. Information on lead in drinking water, testing methods and steps you can take to minimize exposure is available from the Safe Drinking Water Hotline or at <http://www.epa.gov/safewater/lead>.

2017 LEAD AND COPPER REGIONAL MONITORING PROGRAM RESULTS

Parameter	Units	MCLG	Action Level*	2017 Results*	Number of Homes Exceeding Action Level	Typical Sources
Lead	ppb	0	15	4.0	0 of 50	Corrosion of household plumbing systems
Copper	ppm	1.3	1.3	0.161	0 of 50	

+ – The concentration of a contaminant which, if exceeded, triggers treatment or other requirements which a water system must follow.
 * – 90th Percentile: i.e., 90 percent of the samples were less than the values shown.

CRYPTOSPORIDIUM

Cryptosporidium is a microbial pathogen found in surface water throughout the US. Ingestion of *Cryptosporidium* may cause *cryptosporidiosis*, an abdominal infection. Source water monitoring in 2017 detected *Cryptosporidium* in none of the 12 samples collected from the Cedar supply and none of 12 samples for the Tolt supply. Any level would be very low compared to typical rivers and streams throughout the country and are mitigated through the treatment process.

HEALTH CONCERNS

The presence of contaminants does not necessarily indicate that water poses a health risk. Some people may be more vulnerable to contaminants in drinking water than the general population. Immunocompromised persons such as persons with cancer undergoing chemotherapy, persons who have undergone organ transplants, people with HIV/AIDS or other immune system disorders, some elderly, and infants can be particularly at risk from infections. If you are concerned about elevated lead levels in your home's water, you may wish to have your water tested and flush your tap for thirty seconds to two minutes before using tap water. Additional information is available from the Safe Drinking Water Hotline (800) 426-4791.

WATER USE EFFICIENCY AND LEAKAGE



On June 26, 2013, the Board of Commissioners of Water District No. 125 officially adopted a Goal for Water Use Efficiency (WUE) as required by the Municipal Water Law (MWL) enacted in 2003. WD 125's adopted goal is the same as the regional goal set by the District's water supplier, Seattle Public Utilities (SPU). The goal states:

The six year Regional Conservation Goal to reduce per capita water use from current levels so that total average annual retail water use of members of the Saving Water Partnership is less than 105 mgd from 2013 through 2018 despite forecasted population growth, together with the District's internal six year Water Use Efficiency Goal to reduce customer water consumption by 2% over the six year period from 2013 through 2018. This goal was met using 94.4 mgd.

member of SPU's Saving Water Partnership, WD 125's customers are eligible to participate in more than ten conservation measures for all of its customer types. More information about the conservation efforts and measures that are currently being administered by SPU is located at www.savingwater.org.

In addition to the Goal and Efficiency Program required under the MWL, WD 125 is also required to collect seasonal water consumption data for the various types of customers they serve, and ensure all source and service connections are fully metered. All water sources and service connections in WD 125 currently have meters. This allows the District to easily track and record their Distribution System Leakage. The District purchased 470,266,852 gallons in 2017 and the system leakage was 8.07% or 40,913,213 gallons of their total water purchases. System Leakage, defined as the amount of water lost due to leaks, water main breaks, or illegal connections, is an unavoidable phenomenon for water systems.

WD 125 is required to implement or evaluate six WUE measures to help meet the adopted regional goal. As a